



Removal

- 1 Remove lock on coupe top below (77-430).
- 2 Remove window molding laterally on top (68-425).
- 3 Remove screws (1) and (4).
- 4 Remove window molding laterally below (2).


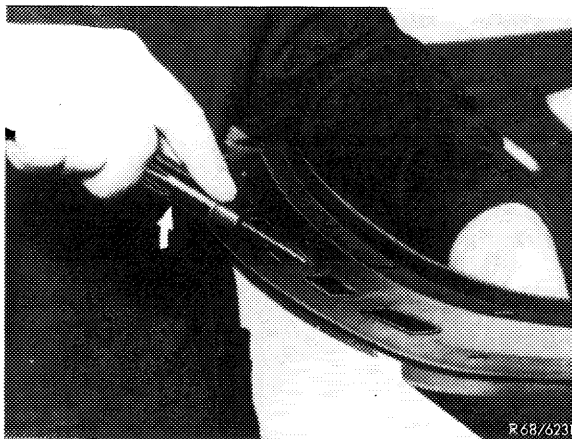


- 5 Remove window molding center (3).

Note: If only the window molding (3) is removed, loosen lateral window molding (2) only.



6 Remove expanding clamp (5) on window molding (6) and remove window molding (6).



Installation

7 For installation proceed vice versa.