
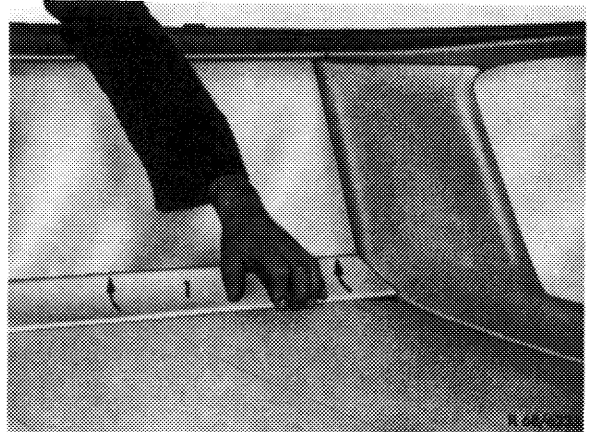



Removal


- 1 Pull window molding center top (1) from clips (2).



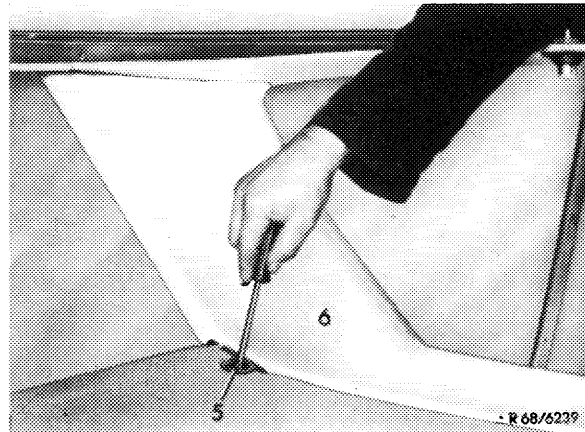
- 2 Remove sealing strip (3).
- 3 Remove window molding (4) on window flange.





4 Remove handle.



5 Remove screw (5) on lateral window molding (6).



6 Pull window molding (6) out of clip (7) in direction of arrow.



Installation

7 For installation proceed vice versa.