

TO: Mercedes-Benz Dealer Principals, General Managers, Sales Managers, Service Managers, Parts Managers	FROM: Anthony Washington, Senior Manager, Regulations and Certifications
Re: Launch Recall Campaign Notification Model Sprinter 907 Model Years 2021-2023 Replace Fuel Delivery Module	DATE: October, 2023



Mercedes-Benz

IMPORTANT RECALL CAMPAIGN INFORMATION

Please see the attached documents related to the campaign listed above.



Campaign No. :	Campaign Desc. :	Replace Fuel Delivery Module
2023090004	VS3KRAPUMP	
This is to notify you of a Recall Campaign Launch to replace the fuel delivery module on approximately 11,190 MY 2021-2023 Mercedes-Benz Sprinter vans. The recall campaign will be visible on the www.safercar.gov website and may generate questions from customers. All affected VINs will be flagged "OPEN" in VMI and cannot be sold until the recall has been remedied.		
Background		
Issue	Mercedes-Benz AG, the manufacturer of Sprinter vans, has determined that on certain Sprinter (907 platform) vehicles the fuel pump impeller might not meet specifications in regards to material characteristics. As a consequence, the impeller might deform and come into contact with the fuel pump housing, leading to a mechanical resistance. In some instances, this could lead to a shutdown of the fuel pump. As a result, the vehicle could lose propulsion, which could increase the risk of a crash or injury.	
What We’re Doing	As a precautionary measure, an authorized Mercedes-Benz dealers will check the fuel delivery module on the affected vehicles and replace it, if necessary.	
Parts	Parts are available and can be ordered as necessary.	
Vehicles Affected		
Vehicle Model Year(s)	2021-2023	
Vehicle Model	Sprinter	
Vehicle Populations		
Population	11,190	
Dealer Inventory	0	
Given this notice, it is a violation of Federal law for a dealer to sell or lease any new vehicles in dealer inventory covered by this notification until the vehicle has been repaired.		
Loaner and demonstrator vehicles may continue to be driven, but must not be retailed until repaired.		
Additionally, given this notice, it is a violation of Federal Law for rental companies to rent new vehicles covered by this notification until the vehicle has been repaired.		
Next Steps/Notes		
Customer Notification Timeline	An owner notification letter to be mailed in November, 2023.	
AOMS/SOMS	AOMs – This recall may generate questions from your dealers. Please forward this notice to your dealers ASAP.	
Rental Fleet Partners	This recall may affect vehicles in your fleet. Please contact your respective MBUSA fleet representative for further information and next steps. For repairs, please contact your preferred MBUSA dealer.	
While we regret any inconvenience this may cause, we are determined to maintain a high level of vehicle quality and customer satisfaction.		





Campaign No. 2023090004 October, 2023

TO: ALL MERCEDES-BENZ CENTERS

SUBJECT: **Model 907 Sprinter, Model Year 2021-2023**
Replace Fuel Delivery Module

Mercedes-Benz AG, the manufacturer of Sprinter vans, has determined that on certain Sprinter (907 platform) vehicles the fuel pump impeller might not meet specifications in regards to material characteristics. As a consequence, the impeller might deform and come into contact with the fuel pump housing, leading to a mechanical resistance. In some instances, this could lead to a shutdown of the fuel pump. As a result, the vehicle could lose propulsion, which could increase the risk of a crash or injury.

As a precautionary measure, MBUSA will check the fuel delivery module on the affected vehicles and replace it, if necessary.

Prior to performing this Recall Campaign:

- Please check VMI to determine if the vehicle is involved in the Campaign and if it has been previously repaired.
- Please review the entire Recall Campaign bulletin and follow the repair procedure exactly as described.

Please note that Recall Campaigns **do not expire** and may also be performed on a vehicle with a vehicle status indicator.

Approximately **11,190** vehicles are involved.

Order No. V-RC-2023090004

This bulletin has been created and maintained in accordance with MBUSA-SLP S423QH001, Document and Data Control, and MBUSA-SLP S424HH001, Control of Quality Records.


Model **907 with engine 274**

Operation no. of the operation texts or standard texts and flat rates

Category	Op. no.	Operation text	Time	Acc. no.	Code
L	12 1719	Operations: Replace fuel delivery module	1.3 h	47 902 07	VS3KRAPU MP
L	02 1144	Operations: Empty/fill fuel tank, observe accident prevention regulations (when working on veh.)	0.4 h	47 902 07	VS3KRAPU MP
L	12 1720	Operations: Extract fuel vapors (when working on fuel system)	0.1 h	47 902 07	VS3KRAPU MP
L	12 1723	Operations: Extra work for replacing fuel delivery module on delivery without fill level sensor	0.1 h	47 902 07	VS3KRAPU MP


****extra time only If you receive a part without the fill level sensor**

- 1 *Fuel tank fill level sensor*
- 2 *Fuel feed module*



D47.20-A027-03

- 3 Fuel hose
- 4 Filler neck



D47.20-A028-03

<div> <div></div> <div>Danger</div> </div>	<p>Risk of explosion caused by fuel igniting, risk of poisoning caused by inhaling and swallowing fuel as well as risk of injury to eyes and skin caused by contactwith fuel.</p>	<p>No fires, sparks, open flames or smoking. Pour fuels into suitable and appropriately marked containers only.</p> <p>Wear protective clothing when handling fuel.</p>	AS47.00-Z-0001-01A
<div> <div></div> <div>Caution</div> </div>	<p>Risk of injury caused by scraping or cutting body parts on sharp vehicle parts</p>	<p>Always wear protective gloves when working on or near sharp and non-deburred vehicle parts.</p> <p>Deburr repair panels.</p>	AS00.00-Z-0017-01A
<div> <div></div> <div>Notice</div> </div>	<p>Notes on avoiding damage through contamination and foreign objects</p>		AH00.00-P-5000-01A

	Check		
1	Check whether vehicle is affected by measure.	<p> If the vehicle is affected by the service measure, pass on information to the vehicle owner that during a workshop visit for this service measure, the fuel tank must only be filled to a maximum of 20%.</p> <p> A filling of 20% corresponds to 2 bars in the fuel display.</p>	
	Replace		
2	Position air extraction system in working area and switch on.	<p> For example, see WS47.00-P-0039B.</p>	
3 AR	Replace fuel delivery module (2).	<p> Removal: Contrary to the method described, the fuel hose (3) does not need to be removed.</p> <p>The filler neck (4) is only detached from the body and remains on the fuel tank.</p> <p> Dispose of removed component parts that are not reused properly. Observe the applicable legal requirements and specifications of the relevant country.</p> <p>If the new part is not equipped with a fill level sensor (1),</p> <p style="text-align: center;">↓</p> <p>the fill level sensor (1) must then be modified.</p>	AR47.20-D-7000TSC

Parts ordering note

Part no.	Designation	Quantity
A 907 470 55 00 28	**Fuel feed module (with FILL LEVEL SENSOR)	1
A 025 997 18 45	O-ring	1
-	Additional replacement part scopes, small parts and consumable materials required for carrying out this service measure must be replaced in accordance with the information in the repair documents referenced in this document. These must be determined according to the vehicle identification number (FIN) via the "XENTRY Parts Information" system and, whilst not listed in the parts ordering note, they are included in the costing.	n. B.

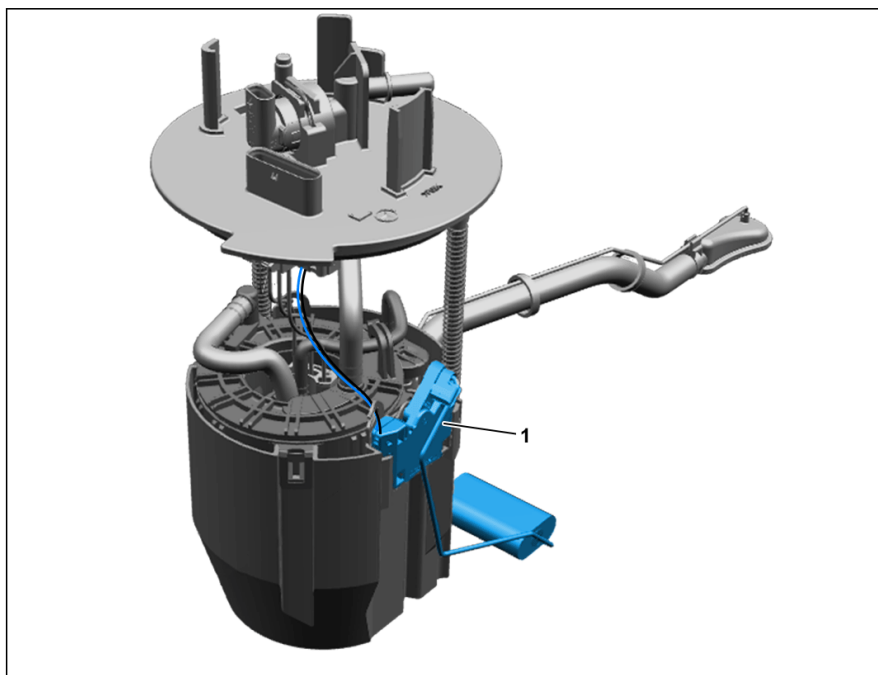
**Paragon may substitute for A9074704002 (without FILL LEVEL SENSOR)

Work instruction for modifying the fuel delivery module
without fill sensor are shown on the next page

SM47.20-D-0027-02SG	Modify fill level sensor of fuel delivery module (code: VS3KRAPUMP, acc. no.: 47 902 07)		
---------------------	--	--	--

Model **907 with engine 274**

1 Fill level sensor



D47.20-A029-76

-
- 3D CAD model of a mechanical assembly. The main view shows a grey cylindrical base (2) with a blue cable (1) connected to a terminal block. An inset shows a close-up of the terminal block (4) with a blue cable connected.

V-RC-2023090004